















Prévisions à court terme
























































Aujourd'hui

16-12-2017














			 °C	 %	 hPa	 km/h	 mm/h	 °C
17 h		Couvert	3.3	94	1021.5	4.8 ►	0.0	3.3
18 h		Couvert	2.8	95	1022.4	5.4 ►	0.0	1.5
19 h		Couvert	2.3	95	1023.3	7.7 ►	0.0	0.0
20 h		Nuageux	1.9	92	1024.0	10.0 ►	0.1	-1.1
21 h		Nuageux	1.6	90	1024.7	10.5 ►	0.1	-1.5
22 h		Nuages Épars	1.5	88	1025.3	10.0 ►	0.1	-1.5
23 h		Nuages Épars	1.1	89	1025.8	10.0 ▼	0.1	-2.0

Demain







17-12-2017

								
			°C	%	hPa	km/h	mm/h	°C
0 h		Nuages Épars	0.6	90	1026.1	10.3 	0.1	-2.7
1 h		Nuages Épars	0.2	91	1026.4	11.1 	0.1	-3.3
2 h		Nuages Épars	0.3	91	1026.4	11.9 	0.2	-3.4
3 h		Nuages Épars	0.7	90	1026.2	13.8 	0.4	-3.3
4 h		Nuageux	1.5	87	1026.1	15.7 	0.6	-2.7
5 h		Nuageux	2.0	85	1026.1	16.2 	0.6	-2.1
6 h		Nuageux	2.4	85	1026.2	16.0 	0.5	-1.6
7 h		Nuageux	2.5	86	1026.4	17.5 	0.4	-1.7
8 h		Nuageux	2.4	88	1026.9	16.0 	0.3	-1.6
9 h		Couvert	2.2	90	1027.6	13.8 	0.2	-1.5
10 h		Couvert	1.9	93	1028.1	12.2 	0.2	-1.5
11 h		Couvert	1.8	96	1028.4	11.6 	0.1	-1.5
12 h		Couvert	2.0	97	1028.5	11.5 	0.1	-1.3
13 h		Couvert	2.4	95	1028.7	11.5 	0.1	-0.8
14 h		Couvert	3.0	91	1028.9	11.4 	0.1	-0.1
15 h		Couvert	3.5	87	1029.0	11.3 	0.0	0.6
16 h		Couvert	3.7	84	1029.3	11.1 	0.0	0.9
17 h		Nuageux	3.4	85	1029.7	9.2 	0.0	0.9
18 h		Nuageux	2.6	87	1030.2	8.3 	0.0	0.2
19 h		Nuageux	1.8	89	1030.7	8.3 	0.0	-0.7
20 h		Nuageux	1.5	91	1031.0	7.8 	0.0	-0.9
21 h		Nuages Épars	1.6	90	1031.2	8.4 	0.0	-0.9
22 h		Nuages Épars	2.1	88	1031.3	9.6 	0.1	-0.7
23 h		Nuages Épars	2.5	86	1031.4	10.1 	0.1	-0.3








Prévision à long terme

		 °C	 %	 hPa	 km/h	 mm/h
Sam	 Nuageux durant toute la journée.	3.9 / 1.1	93	1017.7	6.7	▲ 0.0
Dim	 Nuageux durant toute la journée.	3.7 / 0.2	89	1028.4	9.8	▶ 0.2
Lun	 Nuageux jusque dans la soirée et vent faible dans la matinée.	8.2 / 2.8	90	1028.7	10.1	▲ 0.2
Mar	 Nuageux durant toute la journée.	4.6 / 1.2	88	1035.6	7.3	▲ 0.0
Mer	 Nuages épars débutant dans la soirée.	4.1 / 0.5	89	1039.8	4.5	▲ 0.0
Jeu	 Nuageux durant toute la journée.	6.0 / -0.2	94	1040.3	1.3	▲ 0.0
Ven	 Nuageux durant toute la journée.	5.0 / 2.1	97	1040.1	7.0	▼ 0.1
Sam	 Nuages épars dans la matinée.	4.7 / -0.1	82	1038.2	3.3	◀ 0.0



























Moyennes de la station

	 °C	 %	 hPa	 km/h	 mm/h	 °C
15 Déc.	6.4 / 2.4	92.8	1001.0	12.7	2.1	2.4 / -2.6
16 Déc.	4.0 / 2.5	94.0	1012.6	7.0	0.0	1.7 / -0.9
17 Déc.	0.0 / 0.0	0.0	0.0	0.0	0.0	0.0 / 0.0
18 Déc.	0.0 / 0.0	0.0	0.0	0.0	0.0	0.0 / 0.0
19 Déc.	0.0 / 0.0	0.0	0.0	0.0	0.0	0.0 / 0.0
20 Déc.	0.0 / 0.0	0.0	0.0	0.0	0.0	0.0 / 0.0
21 Déc.	0.0 / 0.0	0.0	0.0	0.0	0.0	0.0 / 0.0
22 Déc.	0.0 / 0.0	0.0	0.0	0.0	0.0	0.0 / 0.0
23 Déc.	0.0 / 0.0	0.0	0.0	0.0	0.0	0.0 / 0.0

Extrêmes de la station

	 °C	 %	 hPa	 km/h	 km/h	 mm/h	 °C
15 Déc.	6.8 2017	97.0 2017	1005.7 2017	23.7 2017	29.4 2017	2.1 2017	3.5 2017
	2.2 2017	86.7 2017	998.9 2017	-	-	-	-3.0 2017
16 Déc.	4.1 2017	94.0 2017	1018.8 2017	15.5 2017	22.6 2017	0.0 2017	2.1 2017
	2.4 2017	94.0 2017	1005.7 2017	-	-	-	-1.7 2017
17 Déc.	-	-	-	-	-	-	-
	-	-	-	-	-	-	-
18 Déc.	-	-	-	-	-	-	-
	-	-	-	-	-	-	-
19 Déc.	-	-	-	-	-	-	-
	-	-	-	-	-	-	-
20 Déc.	-	-	-	-	-	-	-
	-	-	-	-	-	-	-
21 Déc.	-	-	-	-	-	-	-
	-	-	-	-	-	-	-
22 Déc.	-	-	-	-	-	-	-
	-	-	-	-	-	-	-
23 Déc.	-	-	-	-	-	-	-
	-	-	-	-	-	-	-

Almanac

					
16 Déc.	08.28	17.05	517 min 	923 min 	
17 Déc.	08.28	17.05	517 min 	923 min 	
18 Déc.	08.29	17.05	516 min 	924 min 	
19 Déc.	08.29	17.06	516 min 	924 min 	
20 Déc.	08.30	17.06	516 min 	924 min 	
21 Déc.	08.31	17.07	516 min 	924 min 	
22 Déc.	08.31	17.07	516 min 	924 min 	
23 Déc.	08.31	17.08	516 min 	924 min 